

# Simple Help To Get You Making The Best Compost Possible On Your Allotment Or At Home

Compost is a wonderful thing. It's black gold for your garden, providing a rich source of nutrients and organic matter that will help your plants thrive. And the best thing about it is that you can make it yourself, for free, from things you would otherwise throw away.



**How to compost: Simple help to get you making the best compost possible on your allotment or at home.**

**How to make good compost every time and what to do if things go wrong with your compost heap!** by Di Drinkwater

★★★★☆ 4.2 out of 5

Language : English  
File size : 551 KB  
Text-to-Speech : Enabled  
Screen Reader : Supported  
Enhanced typesetting : Enabled  
Print length : 64 pages  
Lending : Enabled



In this blog post, we are going to give you all the information you need to get started making compost on your allotment or at home. We'll cover everything from what materials you can compost to how to build a compost bin to how to use compost in your garden.

## What is compost?

Compost is a mixture of decayed organic matter that can be used to improve the soil. It is made by breaking down organic materials such as food scraps, garden waste, and paper products.

Compost is a valuable source of nutrients for plants. It contains nitrogen, phosphorus, and potassium, which are essential for plant growth. Compost also helps to improve the soil structure by adding organic matter. This helps to aerate the soil and improve drainage.

### **What materials can I compost?**

You can compost a wide variety of materials, including:

- Food scraps (fruits, vegetables, meat, fish, bones)
- Garden waste (grass clippings, leaves, weeds)
- Paper products (newspapers, cardboard)
- Wood chips
- Manure

Not all materials are created equal, however. Some materials, such as food scraps and garden waste, are considered "green" materials. These materials are high in nitrogen and moisture. Other materials, such as paper products and wood chips, are considered "brown" materials. These materials are high in carbon and dry.

In Free Download to create good compost, you need a mix of green and brown materials. A good rule of thumb is to use two parts green materials to one part brown materials.

## **How to build a compost bin**

There are many different ways to build a compost bin. You can use wood, pallets, cinder blocks, or even old tires. The important thing is to create a bin that is well-aerated and has a lid to keep out pests.

Here are some tips for building a compost bin:

- Choose a location for your compost bin that is convenient and has good drainage.
- Make sure the bin is big enough to hold all of the materials you plan to compost.
- Build the bin so that it is well-aerated. This will help to speed up the composting process.
- Add a lid to the bin to keep out pests.

## **How to compost**

Once you have built your compost bin, you can start adding materials to it. Here are some tips for composting:

- Start with a layer of brown materials at the bottom of the bin.
- Add green materials on top of the brown materials.
- Alternate layers of green and brown materials until the bin is full.
- Keep the compost pile moist but not soggy.
- Turn the compost pile regularly to aerate it.


The composting process can take anywhere from a few weeks to a few months. Once the compost is finished, it will be dark brown in color and have a crumbly texture.

## How to use compost

Compost can be used in a variety of ways in the garden. Here are some tips for using compost:

- Add compost to your garden beds before planting.
- Use compost as a mulch around plants.
- Add compost to your compost tea.
- Use compost to make potting mix.

Compost is a valuable resource for gardeners. It can help to improve the soil, fertilize plants, and suppress pests. By following the tips in this blog post, you can easily make your own compost at home or on your allotment.




**How to compost: Simple help to get you making the best compost possible on your allotment or at home. How to make good compost every time and what to do if things go wrong with your compost heap!** by Di Drinkwater

★★★★☆ 4.2 out of 5

Language : English  
File size : 551 KB  
Text-to-Speech : Enabled  
Screen Reader : Supported  
Enhanced typesetting : Enabled  
Print length : 64 pages  
Lending : Enabled


FREE

DOWNLOAD E-BOOK



## The Ultimate Thanksgiving Leftovers Revive Guide: Unlock a World of Culinary Delights

Thanksgiving, the season of gratitude and feasting, often leaves us with an abundance of leftovers. But instead of letting your culinary...



## The Canyoneer Trail Guide To San Diego Outdoors

Are you ready to embark on an unforgettable adventure in the heart of Southern California? Look no further than "The Canyoneer Trail Guide To San Diego Outdoors,"...